

Scaled data based on original data using
LM-79-08 Approved Method: Electrical and Photometric Measurements of Solid-
State Lighting Products

Test Report Prepared for
Cooper Lighting Solutions
(formerly Eaton)

Brand: INVUE

Report Number: P401234

Luminaire Tested: **ENV-SA1C-722-U-SL2**

Issue Date: 5/20/2020

Test Information

Test Method: LM-79-08
Report Number: P401234
TEST IS SCALED FROM IESNA LM-79-08 TEST DATA (G1-2004-754-1)
Test Lab: INNOVATION CENTER
Issue Date: 5/20/2020
Manufacturer: COOPER LIGHTING SOLUTIONS (FORMERLY EATON)
Product Line: INVUE
Catalog Number: ENV-SA1C-722-U-SL2
Description: ENTRI LED LUMINAIRE
(1) 70 CRI, 2200K, 615mA LIGHTSQUARE WITH 16 LEDS AND TYPE II SPILL LIGHT ELIMINATOR OPTICS
Light Source: -
Ballast/Driver: ELECTRONIC DRIVER

Summary

Lumens per Lamp: N/A
Luminaire Lumens: 3275 lumens
Efficiency: N/A
Efficacy: 98.3 lumens/watt
Luminous Opening: Rectangular (W 0.5' x L: 0.5' x H: 0')
IES Classification: Type III - Medium - Non-Cutoff
BUG Rating: B1 - U0 - G1

Input Watts (W): 33.3
Input Voltage (V): NR
Input Current (Ain): NR
Voltage Rise (V): NR
Power Factor: NR
Total Harmonic Distortion (THDi): NR
Frequency (hertz): 60
Stabilization Time: NR
Operation Time: NR
Ambient Temperature (°C): NR
Test Distance: 25 FT

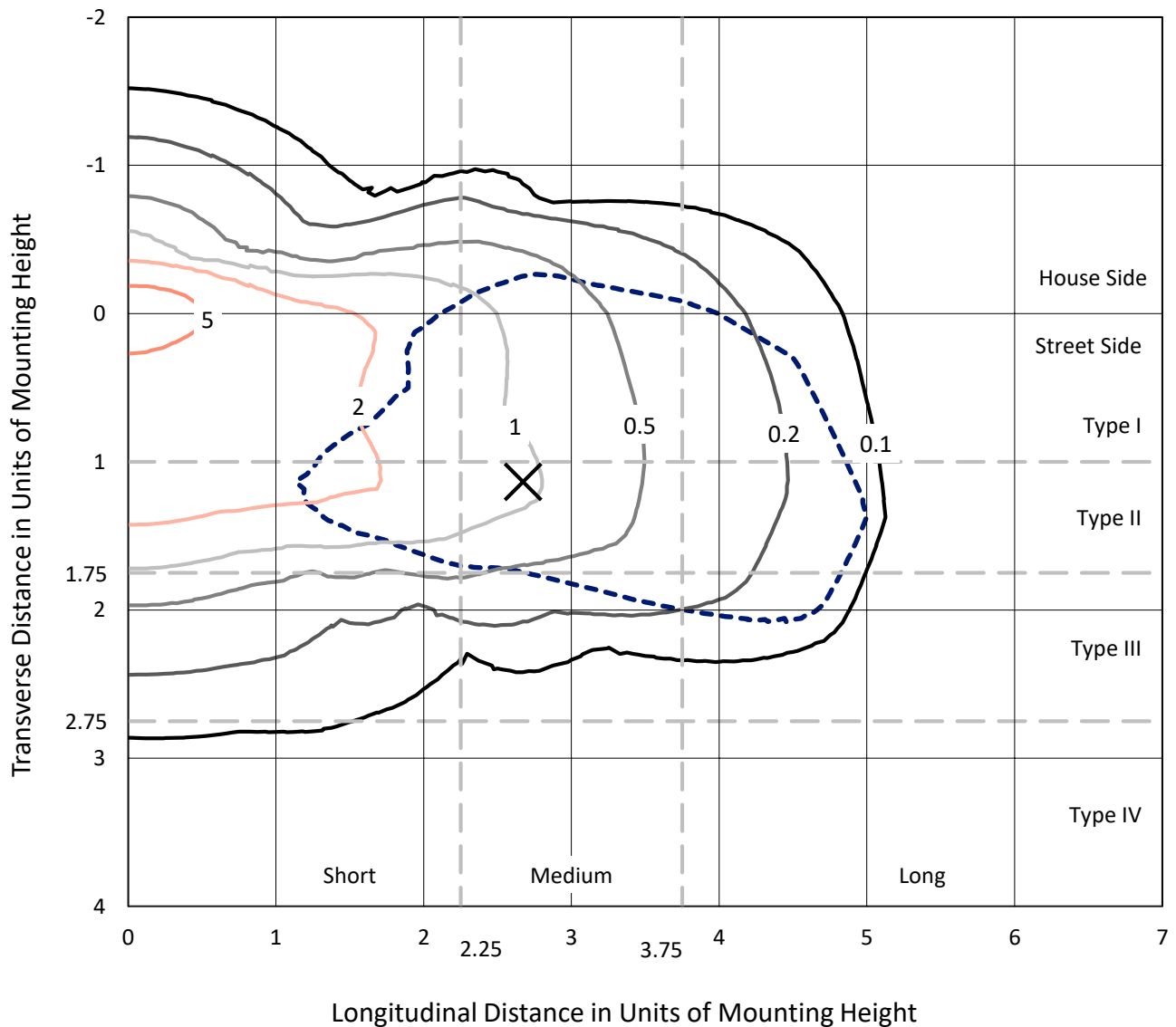


REPORT NUMBER: P401234

CATALOG NUMBER: ENV-SA1C-722-U-SL2

Iso-Footcandle Lines of Horizontal Illumination

× Max cd
 - - - 1/2 Max cd

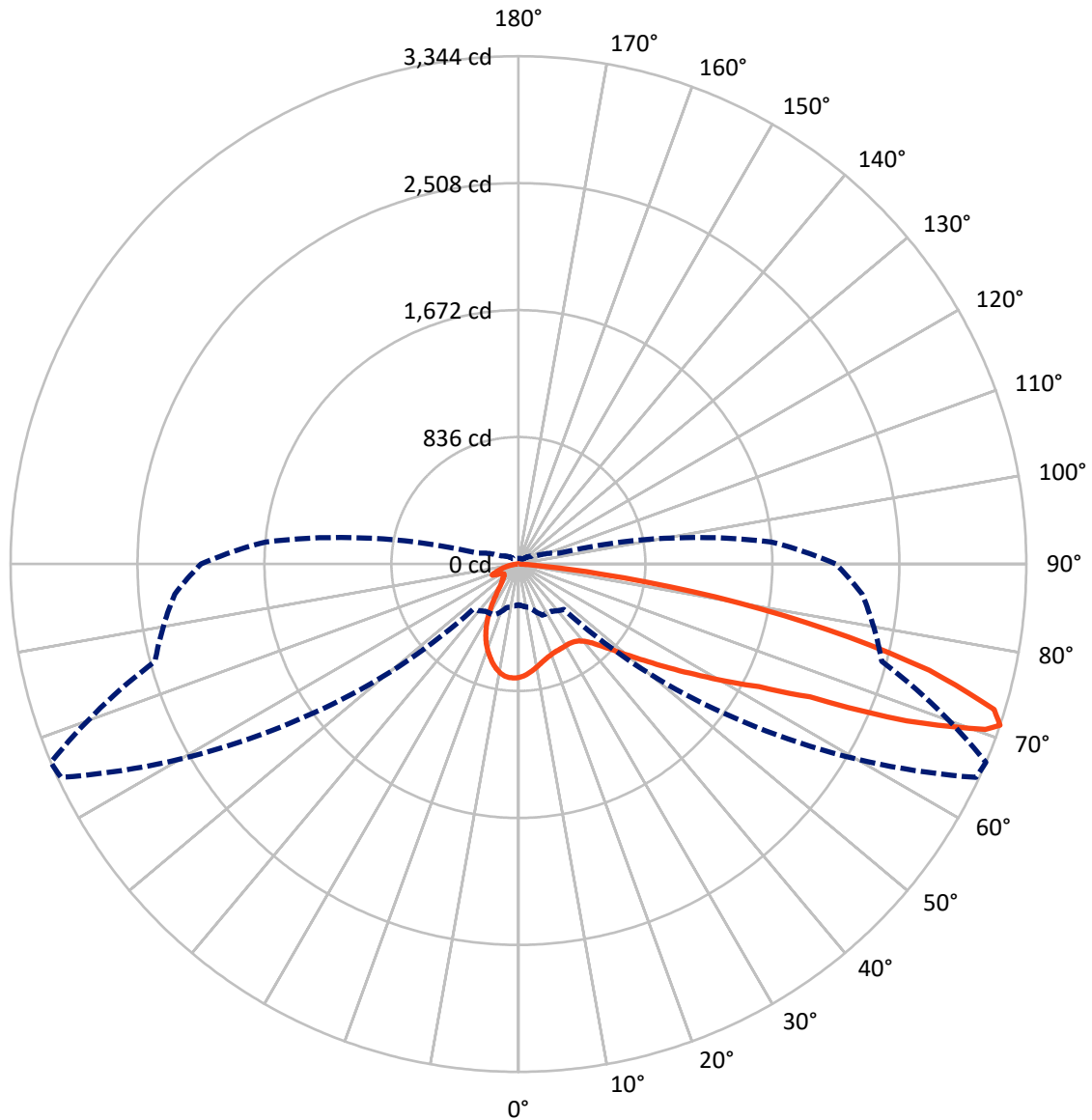


Based on 10 foot mounting height. Maximum calculated value = 7.5 fc
 Type III - Medium - Non-Cutoff

REPORT NUMBER: P401234

CATALOG NUMBER: ENV-SA1C-722-U-SL2

Luminous Intensity Polar Plot



— Vertical Plane Through 67-Deg Lateral - - - Horizontal Cone Through 71-Deg Vertical

REPORT NUMBER: P401234

CATALOG NUMBER: ENV-SA1C-722-U-SL2

FLUX DISTRIBUTION:

		Downward	Upward	Total
House Side	Lumens	670.9	0.0	670.9
	% Fixture	20.5	0.0	20.5
Street Side	Lumens	2604.0	0.0	2604.0
	% Fixture	79.5	0.0	79.5
Total	Lumens	3275.0	0.0	3275.0
	% Fixture	100.0	0.0	100.0

Coefficient of Utilization

ZONAL LUMENS:

Zone	Lumens	% Fixture
0°-10°	66.2	2.0
10°-20°	162.6	5.0
20°-30°	219.6	6.7
30°-40°	289.2	8.8
40°-50°	411.9	12.6
50°-60°	629.2	19.2
60°-70°	785.7	24.0
70°-80°	634.2	19.4
80°-90°	76.4	2.3
90°-100°	0.0	0.0
100°-110°	0.0	0.0
110°-120°	0.0	0.0
120°-130°	0.0	0.0
130°-140°	0.0	0.0
140°-150°	0.0	0.0
150°-160°	0.0	0.0
160°-170°	0.0	0.0
170°-180°	0.0	0.0
0°-90°	3275.0	100.0
0°-180°	3275.0	100.0



REPORT NUMBER: P401234

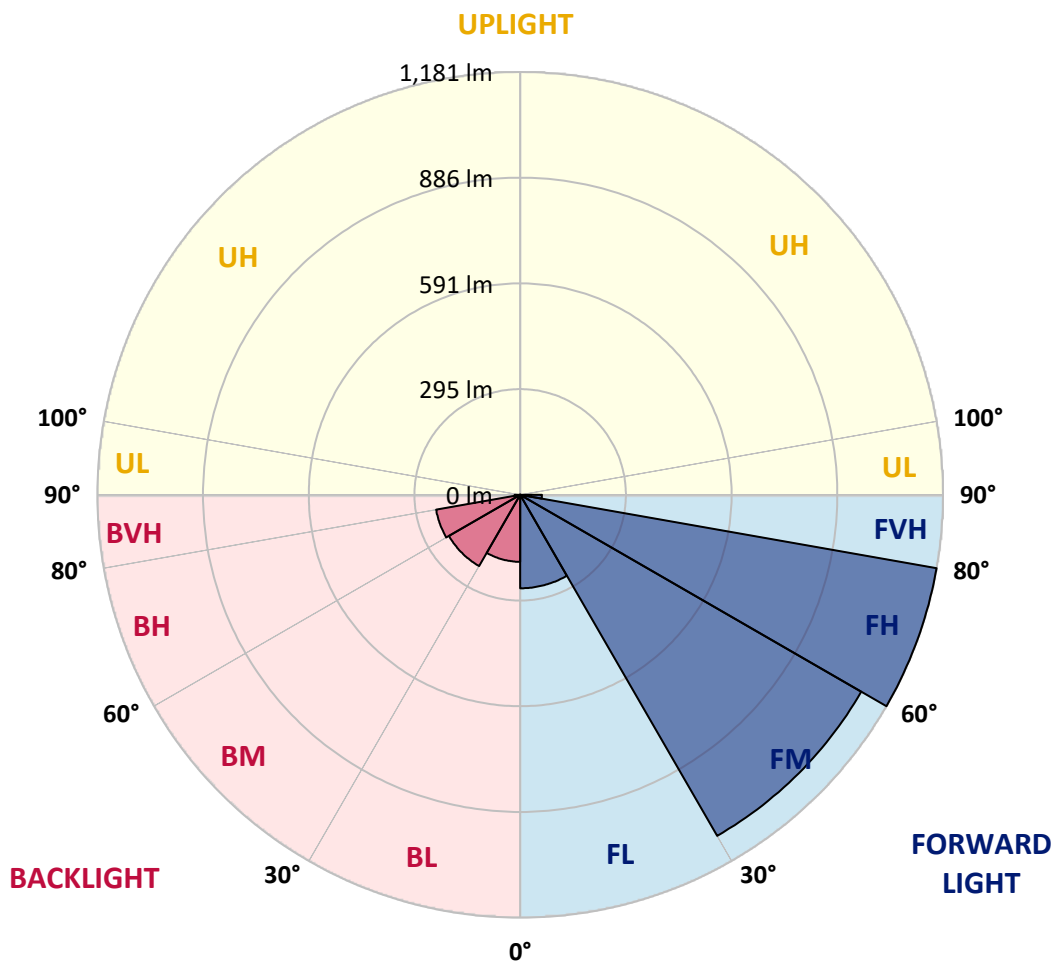
CATALOG NUMBER: ENV-SA1C-722-U-SL2

LUMINAIRE CLASSIFICATION SYSTEM LUMEN TABLE AND BUG RATING:

Zone		Lumens	% Fixture	Zone Rating/Lumen Limit		
				B	U	G
FL	(0°-30°)	261.2	8.0			
FM	(30°-60°)	1100.4	33.6			
FH	(60°-80°)	1181.5	36.1			G1/1800
FVH	(80°-90°)	61.0	1.9			G1/100
BL	(0°-30°)	187.2	5.7	B1/500		
BM	(30°-60°)	229.9	7.0	B1/1000		
BH	(60°-80°)	238.4	7.3	B1/500		G1/500
BVH	(80°-90°)	15.5	0.5			G1/100
UL	(90°-100°)	0.0	0.0		U0/0	
UH	(100°-180°)	0.0	0.0		U0/0	

BUG Rating: B1-U0-G1

Type III Medium





REPORT NUMBER: P401234

CATALOG NUMBER: ENV-SA1C-722-U-SL2

CANDELA DISTRIBUTION (FULL):

	0°	5°	15°	25°	35°	45°	55°	65°	67°	75°	85°
0°	746.8	746.8	746.8	746.8	746.8	746.8	746.8	746.8	746.8	746.8	746.8
2.5°	704.4	707.7	708.1	714.7	717.1	724.6	728.9	735.9	736.9	741.1	744.0
5°	658.6	659.1	661.9	667.6	676.5	690.2	700.6	718.0	721.3	733.6	744.4
7.5°	617.6	620.0	624.7	633.2	643.5	659.6	675.6	699.6	704.4	724.2	744.9
10°	589.8	592.1	595.9	605.3	615.7	633.6	653.0	680.8	686.0	713.3	743.5
12.5°	567.6	570.0	572.8	583.2	594.5	612.4	632.2	663.3	668.5	700.1	740.2
15°	553.0	553.5	557.3	565.7	578.5	595.9	615.7	647.8	653.9	689.7	739.2
17.5°	544.1	545.0	548.3	554.9	566.2	583.2	602.5	635.1	642.1	681.3	739.7
20°	544.5	545.5	547.4	549.7	557.7	572.3	592.6	625.6	632.7	676.1	743.0
22.5°	554.4	554.9	555.4	552.1	554.9	565.3	585.1	619.0	626.6	673.7	746.8
25°	573.3	573.3	572.3	564.8	558.7	562.9	580.8	616.7	624.2	671.8	750.6
27.5°	599.2	601.1	596.4	587.4	573.3	566.2	579.9	614.8	622.3	671.8	752.4
30°	634.6	635.5	633.6	621.9	598.7	579.4	582.7	613.4	620.9	670.9	752.9
32.5°	670.4	673.2	675.6	665.2	637.4	603.0	594.0	615.3	621.9	670.4	751.5
35°	706.7	708.6	719.9	718.0	687.9	638.4	612.4	622.8	628.5	672.8	752.4
37.5°	737.8	742.1	758.6	771.3	747.7	686.4	644.0	639.3	642.6	684.6	757.6
40°	771.3	777.4	801.9	826.0	815.6	746.8	688.8	669.0	668.1	706.2	770.4
42.5°	809.0	816.1	847.7	882.6	885.9	823.6	748.7	711.0	710.0	743.5	798.2
45°	853.3	859.9	902.8	944.3	964.6	909.4	822.2	770.4	770.8	795.3	842.5
47.5°	908.0	918.4	959.9	1012.7	1049.0	1006.1	911.3	853.3	849.6	873.6	915.1
50°	984.9	993.4	1027.8	1079.2	1142.8	1123.0	1023.5	953.3	950.5	961.8	1012.2
52.5°	1065.5	1068.3	1084.8	1138.1	1245.1	1264.9	1161.7	1077.3	1066.4	1072.6	1132.9
55°	1070.2	1076.3	1087.2	1154.6	1337.1	1435.1	1313.9	1223.4	1209.3	1205.0	1270.1
57.5°	972.1	982.0	996.2	1083.4	1340.8	1631.7	1530.3	1394.1	1368.6	1347.4	1416.7
60°	764.2	777.0	802.9	909.9	1245.1	1743.9	1891.5	1585.5	1562.9	1490.7	1560.0
62.5°	552.5	557.7	582.7	630.8	988.2	1750.5	2267.7	1835.4	1779.3	1630.3	1683.6
65°	445.1	453.5	461.1	460.6	585.1	1552.5	2517.6	2280.0	2110.7	1786.3	1819.4
67.5°	366.8	369.6	388.0	420.1	397.9	958.9	2542.6	2929.6	2758.0	1996.6	1980.6
70°	306.4	307.4	325.8	383.3	380.9	495.0	2131.9	3303.5	3262.0	2341.7	2232.8
71°	268.3	276.3	296.5	371.0	379.1	422.9	1811.3	3323.3	3344.0	2477.0	2271.9
72.5°	211.2	211.2	240.0	340.4	382.4	390.4	1334.7	3215.3	3275.2	2630.7	2204.1
75°	124.0	123.1	138.6	237.1	390.8	389.0	728.9	2672.2	2793.4	2658.5	2040.0
77.5°	69.8	71.2	79.7	132.0	310.2	373.4	418.7	1945.7	2088.6	2223.9	1725.1
80°	32.1	33.9	40.1	64.1	182.9	322.5	298.9	1263.5	1317.7	1336.6	815.1
82.5°	8.5	9.4	12.3	24.5	70.7	219.7	221.1	529.0	546.4	315.9	174.9
85°	0.0	0.0	0.0	0.0	0.9	26.9	62.7	95.2	79.2	42.0	35.8
87.5°	0.0	0.0	0.0	0.0	0.0	0.9	1.4	1.9	1.9	1.9	2.4
90°	0.0	0.0	0.0	0.0	0.0	0.0	0.0	0.0	0.0	0.0	0.0



REPORT NUMBER: P401234

CATALOG NUMBER: ENV-SA1C-722-U-SL2

CANDELA DISTRIBUTION (continued):

	90°	95°	105°	115°	125°	135°	145°	155°	165°	175°	180°
0°	746.8	746.8	746.8	746.8	746.8	746.8	746.8	746.8	746.8	746.8	746.8
2.5°	746.3	748.2	751.5	751.0	750.1	744.4	747.7	744.4	744.0	742.5	743.0
5°	748.2	751.0	752.9	748.7	741.6	729.3	725.1	714.3	707.2	703.4	701.5
7.5°	751.0	752.9	752.0	740.2	721.8	698.7	678.9	663.3	646.8	644.0	643.1
10°	751.0	752.9	745.4	722.7	691.2	654.9	624.7	599.2	573.8	564.3	565.7
12.5°	749.1	750.1	732.6	696.3	650.6	601.1	558.7	516.7	484.2	464.4	460.6
15°	747.7	746.3	715.7	663.3	602.5	541.2	477.1	420.5	381.9	355.9	352.6
17.5°	747.7	742.5	695.4	625.6	550.2	465.8	380.9	319.6	276.7	261.7	261.2
20°	748.7	737.4	673.7	586.5	485.1	376.2	284.3	232.0	215.9	213.6	214.0
22.5°	749.6	730.3	650.1	542.2	412.5	280.5	203.2	184.3	185.8	191.4	190.9
25°	748.7	720.9	622.3	492.7	333.3	202.3	164.1	159.4	167.8	174.4	176.3
27.5°	746.3	708.6	592.6	433.7	254.1	159.4	143.3	142.9	151.3	157.5	157.0
30°	739.2	694.0	558.2	371.5	183.4	135.8	129.2	130.6	136.3	141.9	141.9
32.5°	731.7	677.5	521.9	303.6	141.0	123.1	120.7	121.2	124.9	129.2	128.7
35°	723.7	661.5	484.7	232.9	123.5	115.5	114.6	114.1	115.5	116.4	116.4
37.5°	719.0	647.3	443.6	175.4	114.1	110.8	108.9	107.0	106.5	105.6	104.7
40°	720.9	637.9	404.0	135.8	108.4	105.6	102.8	99.9	98.1	97.1	96.6
42.5°	734.1	635.1	360.2	116.9	103.2	100.9	97.1	92.4	90.5	90.5	90.0
45°	764.7	643.5	319.2	107.5	98.5	95.7	89.6	86.3	84.9	85.3	85.3
47.5°	812.8	667.6	282.4	102.8	95.2	91.0	83.9	80.6	79.7	80.1	80.1
50°	884.9	712.8	244.7	98.5	91.5	85.8	79.7	75.9	74.5	74.5	74.5
52.5°	990.5	787.3	217.3	95.7	88.2	81.6	75.4	71.2	69.3	69.3	68.8
55°	1119.2	884.5	207.0	93.8	83.9	77.8	71.2	66.9	64.1	63.2	63.6
57.5°	1260.2	1010.3	222.1	93.3	79.2	73.5	66.9	61.8	58.9	58.5	58.0
60°	1405.4	1135.3	265.4	91.0	75.4	68.4	62.2	57.5	54.7	53.7	53.3
62.5°	1530.8	1259.7	337.1	89.1	72.6	63.6	57.0	52.8	50.4	49.0	49.0
65°	1682.2	1402.6	446.5	91.5	71.2	58.9	52.3	48.6	46.7	45.3	45.3
67.5°	1888.7	1614.3	529.4	102.8	74.5	55.2	47.1	44.3	42.9	42.0	42.0
70°	2091.9	1733.1	368.2	120.7	83.0	51.9	42.4	40.5	39.6	38.7	38.7
71°	2089.0	1669.4	276.7	124.9	85.8	50.9	40.5	39.1	38.2	37.7	37.2
72.5°	1984.4	1517.6	198.5	121.2	84.4	48.1	38.2	36.8	35.8	35.8	35.4
75°	1779.7	1337.5	155.1	101.4	70.7	42.9	33.9	33.0	32.1	31.6	32.1
77.5°	1458.2	1070.2	122.1	80.1	53.7	35.4	30.2	28.8	28.3	27.8	28.3
80°	669.9	466.3	89.1	62.2	40.1	28.3	25.5	25.0	24.5	24.0	24.0
82.5°	161.2	130.6	47.6	41.5	27.3	21.7	20.3	20.3	20.3	19.8	19.8
85°	35.4	35.4	19.3	19.3	16.5	15.1	16.0	16.0	16.0	15.1	15.1
87.5°	1.9	5.7	6.1	9.0	9.4	9.0	10.8	11.3	10.8	10.4	9.9
90°	0.0	0.0	0.0	0.0	0.0	0.0	0.0	0.0	0.0	0.0	0.0

(END OF REPORT)